

4 -  $\epsilon$  expansion: calculation of critical exponents

Now let us calculate the fixed points, A obvious fixed point is the Gaussian one with  $(\frac{r^*}{\Lambda^2}, \frac{u^*}{\Lambda^\epsilon}) = (0, 0)$ . We can linearize

around  $(\frac{r^*}{\Lambda^2}, \frac{u^*}{\Lambda^\epsilon})$  as

$$A = 3K_4 = \frac{3}{8\pi^2}$$

$$\begin{aligned} \frac{d r/\Lambda^2}{d \ln l} &= \begin{bmatrix} 2 & A \\ 0 & \epsilon \end{bmatrix} \begin{bmatrix} r/\Lambda^2 \\ u/\Lambda^\epsilon \end{bmatrix} \\ \frac{d u/\Lambda^\epsilon}{d \ln l} &= \end{aligned}$$

The eigenvalues of this matrix

$$\rightarrow \nu = 1/\gamma_t = 1/2$$

$$\Lambda_1 = l^{\gamma_t} \text{ and } \gamma_t = 2, \text{ and the eigenvector } \vec{v}_1 = \begin{pmatrix} 1 \\ 0 \end{pmatrix}$$

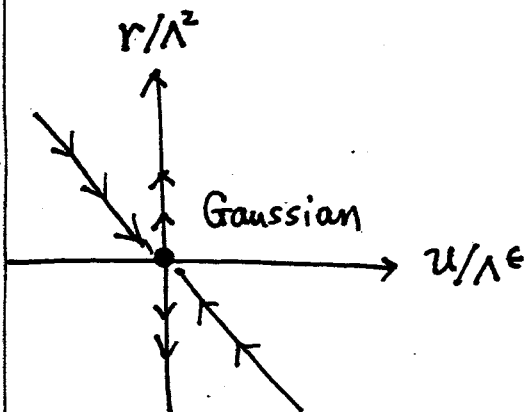
$$\Lambda_2 = l^\epsilon \text{ and } \gamma_2 = \epsilon : \text{ eigenvector } \vec{v}_2 = \left(-\frac{A}{2}, 1\right)$$

These two eigenvectors are not perpendicular to each other.

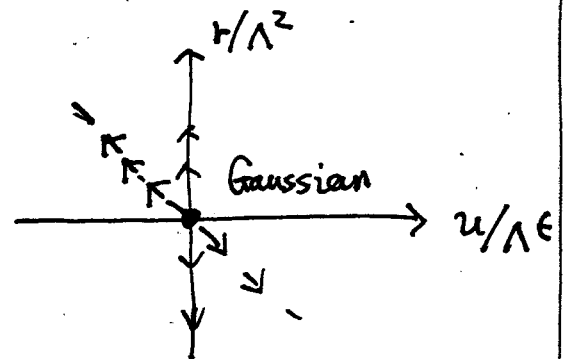
This is basically what we calculated before in Gaussian approximation,

Combine the wavefunction renormalization

$$\Lambda_h = z = l^{1+d/2} \rightarrow \gamma_h = 1+d/2 \Rightarrow \eta = 0$$



a)  $d > 4$ , or  $\epsilon = 4 - d < 0$   
stable with respect to  $u$



b)  $d < 4$  or  $\epsilon > 0$   
Gaussian fixed point unstable with respect to  $u$ .

Now there's a new fixed point; we can solve

$$\left. \begin{aligned} \frac{u^*/\Lambda^\epsilon}{(1+r^*/\Lambda^2)^2} &= \frac{1}{B} \epsilon \\ \frac{r^*}{\Lambda^2} &= -\frac{A}{2} \frac{u^*/\Lambda^\epsilon}{1+r^*/\Lambda^2} \end{aligned} \right\} \Rightarrow \frac{r^*}{\Lambda^2} = -\frac{\epsilon}{2} \frac{A}{B} \frac{1}{1+\frac{r^*}{\Lambda^2}}$$

$$\frac{A}{B} = \frac{3}{9} = \frac{1}{3}$$

$$\Rightarrow \frac{r^*}{\Lambda^2} = -\frac{\epsilon}{6} \frac{1}{1+(r^*/\Lambda^2)}$$

Since we have approximated to linear order of  $\epsilon$ , it does help if we solve this equation rigorously, but we just take  $\frac{r^*}{\Lambda^2} = -\frac{\epsilon}{6}$

Wilson  
-Fisher

$$\boxed{\begin{aligned} u^*/\Lambda^\epsilon &= \frac{1}{B} \epsilon = \frac{8\pi^2}{9} \epsilon \\ r^*/\Lambda^2 &= -\epsilon/6 \end{aligned}}$$

W-F fixed is along the direction of  $\vec{V}_2$ .  
to  $O(\epsilon)$ .

Linearized the RG equation at Wilson-Fisher fixed point

the non-linear version of RG

$$\frac{d(r/\Lambda^2)}{d \ln l} = 2(r/\Lambda^2) + \frac{A}{1+r/\Lambda^2} u/\Lambda^\epsilon \quad (1)$$

$$\frac{d(u/\Lambda^\epsilon)}{d \ln l} = u/\Lambda^\epsilon \left[ \epsilon - \frac{B}{(1+r/\Lambda^2)^2} u/\Lambda^\epsilon \right] \quad (2)$$

$$\begin{aligned} (1): \text{ Take derivative on } (r/\Lambda^2) &\Rightarrow 2 - \frac{A}{(1+r/\Lambda^2)^2} u/\Lambda^\epsilon \Big|_* \\ &= 2 - \frac{A}{(1+r^*/\Lambda^2)^2} \frac{u^*}{\Lambda^\epsilon} = 2 - \frac{A}{B} \epsilon = 2(1 - \frac{1}{6}\epsilon) \end{aligned}$$

take derivative on  $u/\Lambda \epsilon \Rightarrow \frac{A}{1+r/\Lambda^2} \Big|_* \approx \frac{3}{8\pi^2} \frac{1}{1+\epsilon/6}$

$$\approx \frac{3}{8\pi^2} (1 - \epsilon/6)$$

$$\Rightarrow \frac{d \delta r/\Lambda^2}{d \ln l} = 2(1 - \frac{\epsilon}{6}) \delta r/\Lambda^2 + \frac{3}{8\pi^2} (1 - \frac{\epsilon}{6}) \delta u/\Lambda \epsilon$$

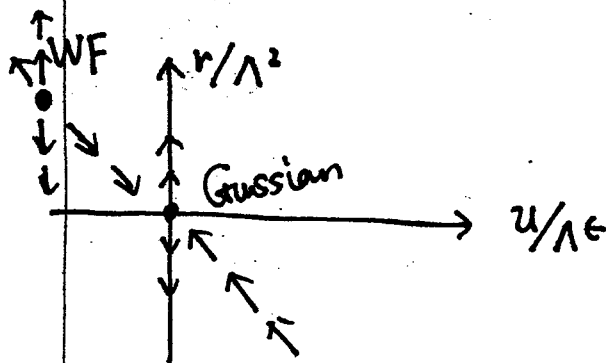
Now let's look at ②

take derivative with respect to  $u/\Lambda \epsilon \Rightarrow \epsilon - \frac{2B}{(1+r/\Lambda^2)^2} u/\Lambda \epsilon \Big|_*$

$$= \epsilon - \frac{u^*/\Lambda \epsilon}{(1+r^*/\Lambda^2)^2} 2B$$

$$\Rightarrow \frac{d \delta u/\Lambda \epsilon}{d \ln l} = -\epsilon \delta u/\Lambda \epsilon = \epsilon - 2\epsilon = -\epsilon$$

$$\Rightarrow \begin{bmatrix} \frac{d \delta r/\Lambda^2}{d \ln l} \\ \frac{d \delta u/\Lambda \epsilon}{d \ln l} \end{bmatrix} = \begin{bmatrix} 2(1 - \frac{\epsilon}{6}), & \frac{3}{8\pi^2} (1 - \frac{\epsilon}{6}) \\ 0 & -\epsilon \end{bmatrix} \begin{bmatrix} \delta r/\Lambda^2 \\ \delta u/\Lambda \epsilon \end{bmatrix}$$



$$\Lambda_1 = 1, y_1 = 2(1 - \epsilon/6)$$

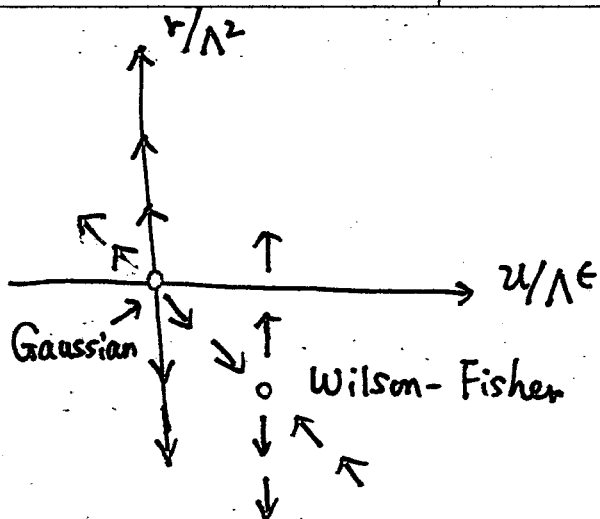
eigenvector  $\vec{v}_1 = (1, 0)$

$$\Lambda_2 = l^{-\epsilon}, \text{ with}$$

$$\vec{v}_2 = [-\frac{3}{8\pi^2}, 2]$$

the same as Gaussian

a) For  $d > 4$ ; the W-F fixed point lies in the region that  $u < 0$ , and thus unphysical.



①  $d < 4$

W-F fixed point

finite interaction fixed point

$$\begin{cases} \nu = \frac{1}{y_t} = \frac{1}{2(1 - \epsilon/6)} = \frac{1}{2}(1 + \epsilon/6) \\ \eta = 0 \text{ (no wave function renormalization)} \end{cases}$$

$$\alpha = 2 - \nu d$$

$$\beta = \frac{\nu}{2}(d - 2 + \eta)$$

$$\gamma = \nu(2 - \eta)$$

$$\delta = \frac{d + 2 - \eta}{d - 2 + \eta}$$

$\Rightarrow$

$$\begin{cases} \alpha = \epsilon/6 & 0.167 \\ \beta = \frac{1}{2} - \epsilon/6 & \xrightarrow{\epsilon=1} 0.33 \\ \delta = 3 + \epsilon & 4 \\ \gamma = 1 + \epsilon/6 & 1.167 \end{cases}$$

c.f 3d Ising

$\alpha = 0.110$
$\beta = 0.325$
$\gamma = 1.240$
$\delta = 4.82$

not bad!